


My Natural Gas Safety Activity Book



Smell Gas. Act Fast.



We use natural gas every day!



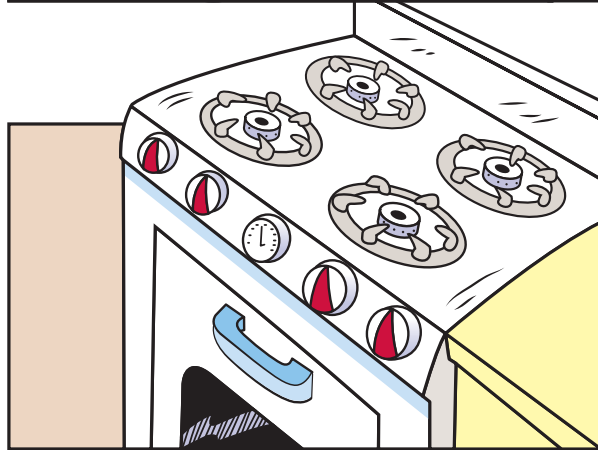
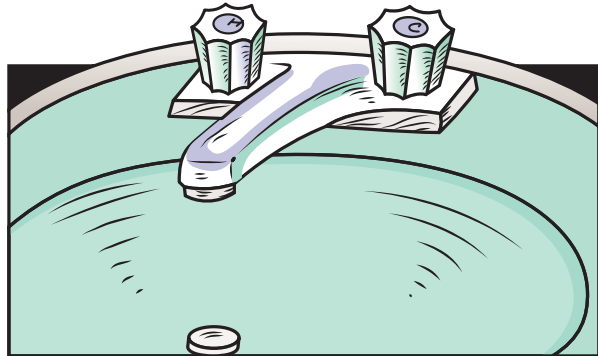



Natural gas comes to our homes through underground pipes.

WHERE DO WE GO?

Draw a line to the pictures

that go together.



© 2021 Culver Media, LLC
800-428-5837
Product #37980 Run #5091 September 2021
Printed by Quad/Graphics, West Allis, WI



**When something is wrong,
you can tell by the smell.**








Only an adult should use gas equipment.



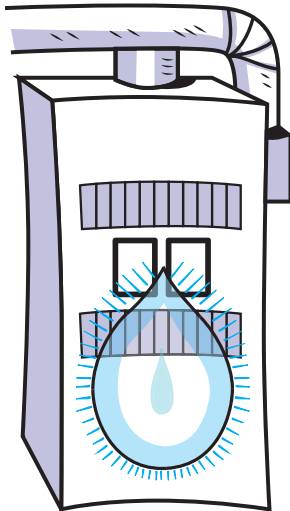

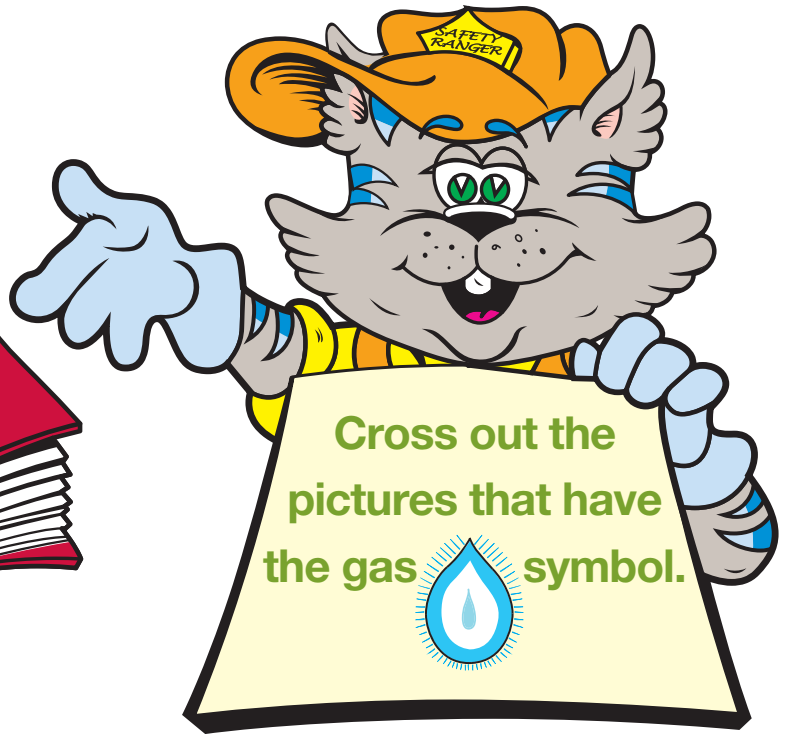
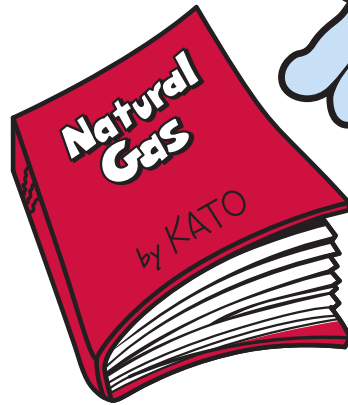
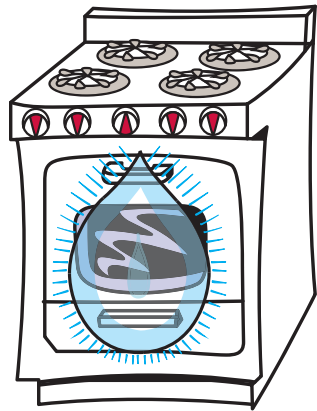
Use a crayon to color the only people who should use this gas equipment.



Know what's below.
811 before you dig.

Adults should
call 811 before
digging to
learn where
underground gas
pipes are located.

STAY AWAY FROM GAS EQUIPMENT!






My Natural Gas Safety Activity Book

GET HELP WHEN YOU ARE OUTSIDE!

Number these pictures in the correct order. The first one has been done for you.



Gas leaks can also happen outdoors.

Be alert for any of these signs: A smell of sulfur or rotten eggs, a hissing, whistling or roaring sound; dirt spraying or blowing into the air from a hole in the ground; water that is bubbling; and grass or plants that are dead or dying in an otherwise moist area.